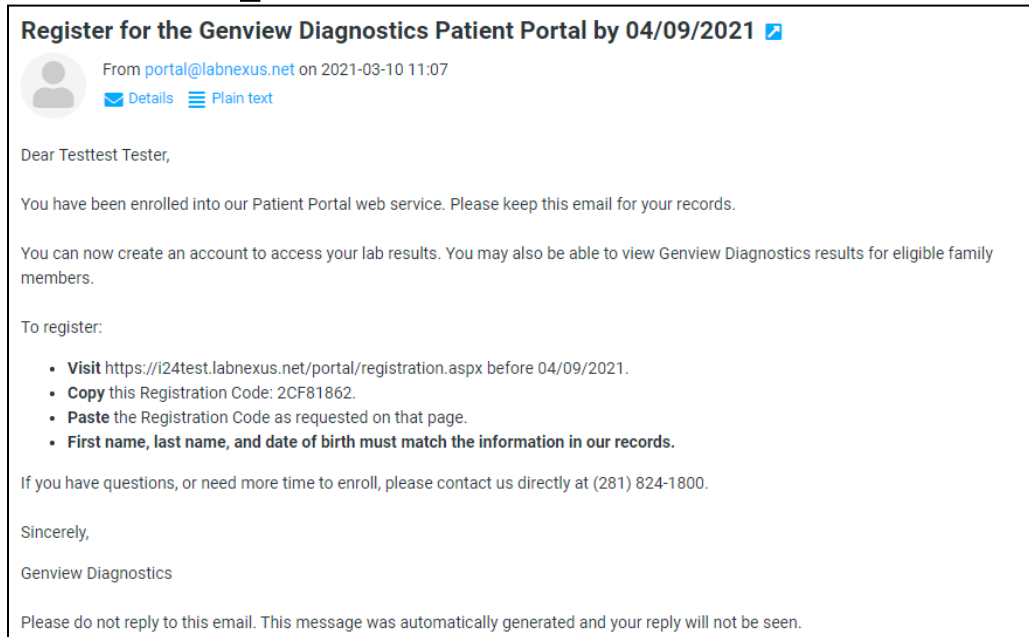


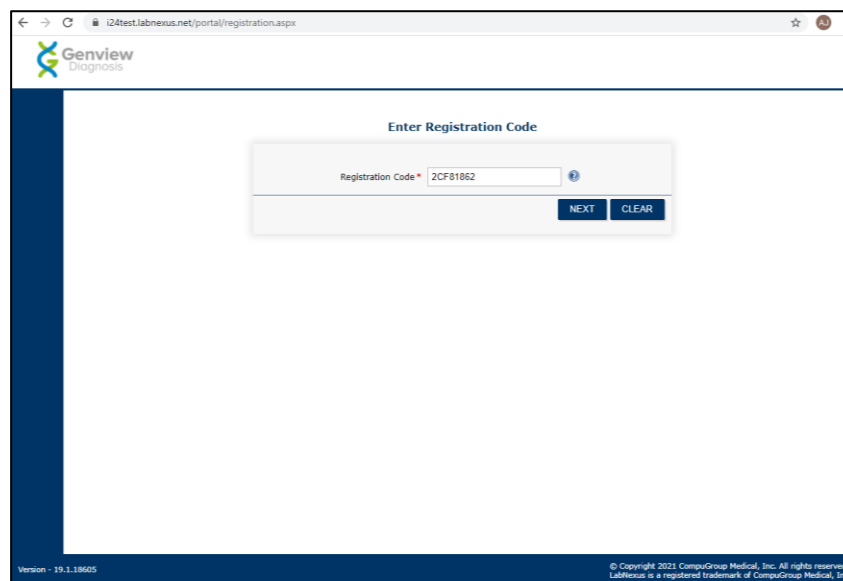


HOW TO ACCESS AND PRINT YOUR REPORT

1. Immediately after collection, you should receive an email from **portal@labnexus.net**



2. Follow instructions to visit: <https://i24test.labnexus.net/portal/registration.aspx> and enter your registration code. Select NEXT.



3. Fill in the required information. **THIS INFORMATION MUST MATCH EXACTLY WHAT WAS GIVEN TO COLLECTION STAFF.** Select NEXT.

NOTE: IF YOU ENCOUNTER PROBLEMS HERE, WE WILL NEED TO UPDATE YOUR INFORMATION IN OUR SYSTEM

Account Setup

First Name *

Last Name *

Date of Birth *

Email Address * [?](#)

Confirm Email Address *

PREVNEXTCLEAR

4. Fill in the required information. Select NEXT.

Account Setup

Username *

Password *

Confirm Password *

Security Question 1 * ▼

Security Answer 1 *

Security Question 2 * ▼

Security Answer 2 *

Security Question 3 * ▼

Security Answer 3 *

PREVNEXTCLEAR

- 5.

6. Read and Acknowledge Terms of Service and Use by clicking ACCEPT.

Account Setup

Terms of Service and Use for the CGM LabNexus Patient Portal®

IMPORTANT -- READ CAREFULLY:

The CGM LabNexus Patient Portal ("Patient Portal") provides secure, private access to your personal health information. Upon first use of Patient Portal, other than your initial review of this page, you agree to comply with this Terms of Service and Use.


CompuGroup Medical, Inc., a Delaware corporation with its principal place of business at 3300 N. Central Ave., Ste. 2100, Phoenix, AZ 85012, ("CGM") reserves the right to update or change the Terms of Service and Use, at any time and for any reason, by posting the modified Terms of Service and Use on this website. By using Patient Portal, you attest that access has been given to you by a licensee of a CGM electronic health records system.



Permitted Uses and Restrictions on Use. Patient Portal provides a convenient and easy way for you to review your personal health information. Patient Portal may only be used for viewing your health records and related health data. CGM is in no way responsible for the accuracy or the adequacy of reviewed information. By using Patient Portal, you agree, understand and acknowledge (i) you have not established a legal relationship with CGM; and (ii) CGM is not providing medical or treatment related advice to you. You acknowledge that you are solely responsible for taking steps to protect yourself from unauthorized use of online communications, such as, among other things, keeping your password confidential.

PREVACCEPTREJECT

7. You will receive a confirmation email

Confirming Your Genview Diagnostics Patient Portal Registration

 From portal@labnexus.net on 2021-03-10 11:39

 Details  Plain text

Dear Testtest Tester,

Thank you for registering with our Patient Portal. You can use your new username and password to access your lab results.

- Username: Tester
- Visit our [Login Page](#) to access your account.

Having trouble logging in? Visit our [Forgot Password](#) page or contact us at (281) 824-1800.

Let us help you simplify your accounts! If eligible family members use Genview Diagnostics, you may be able to link their results to your account. For more information, call us at (281) 824-1800.

Sincerely,

Genview Diagnostics

Please do not reply to this email. This message was automatically generated and your reply will not be seen.

8. Login to your account with your username and password and click SIGN IN

Sign in with your Account

Username Register As New User
Forgot Your Password?

Password

SIGN IN **CANCEL**

9. You will receive another email when your results are ready

New Genview Diagnostics laboratory results

From portal@labnexus.net on 2021-03-10 12:07
[Details](#) [Plain text](#)

Dear Testtest Tester,

You have received **new laboratory results** from Genview Diagnostics. Please visit our [Login Page](#) to access your account.

If you are having issues logging in, please contact us directly at (281) 824-1800.

Sincerely,
Genview Diagnostics

Please do not reply to this email. This message was automatically generated and your reply will not be seen.

You are receiving this message because you enrolled in our Patient Portal. To change your notification settings, [log in](#) and click **My Account Settings** in the top right corner.

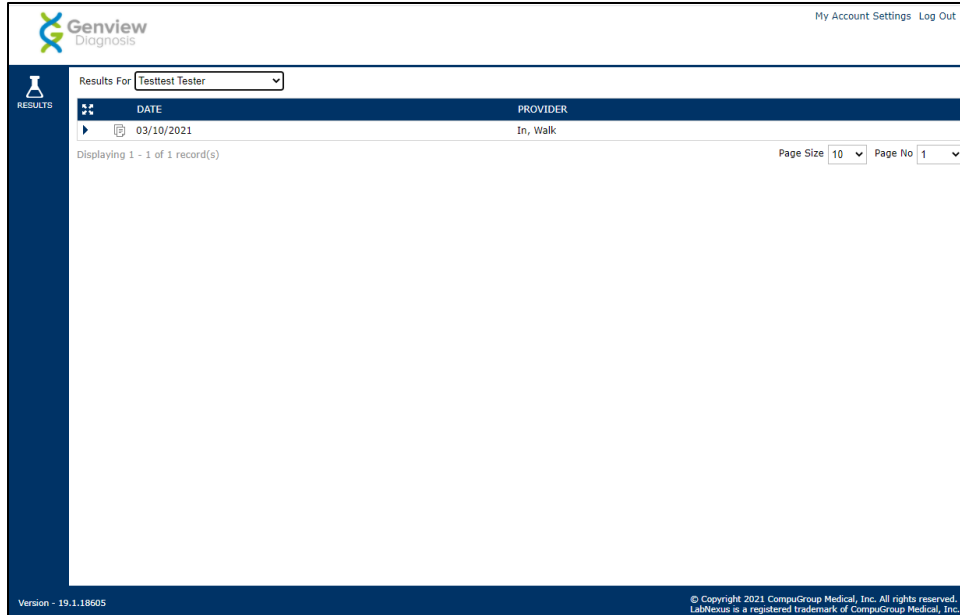
10. Login to your account with your username and password and click SIGN IN

Sign in with your Account

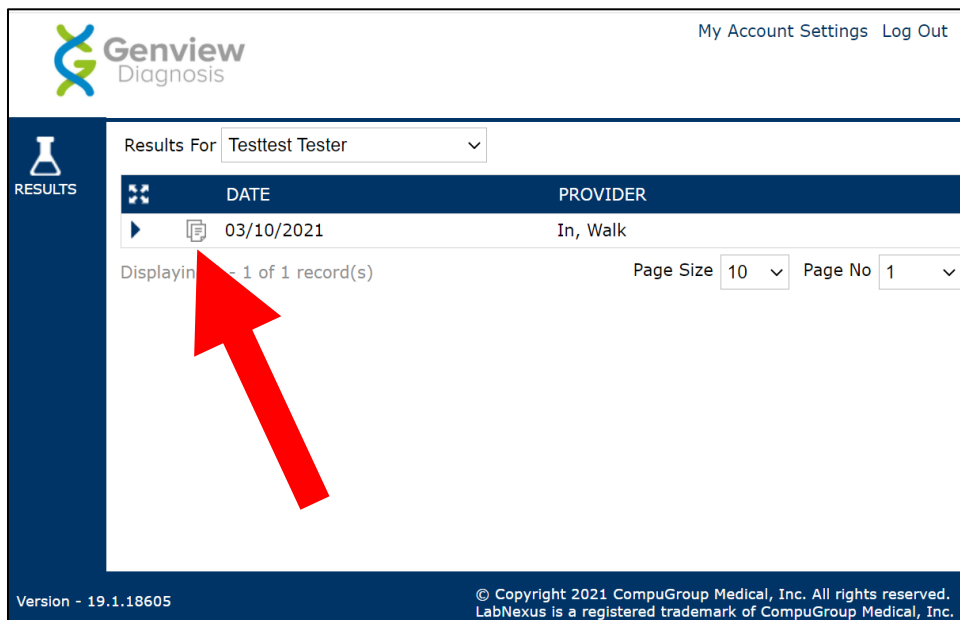
Username Register As New User
Forgot Your Password?

Password

SIGN IN **CANCEL**




To access your PDF report, click here



11. Your report will open in a new window. You can download or print your report now.

FileHandler.ashx 1 / 1 74%




1


Genview Diagnostics FINAL
 5252 Hollister Street
 Houston, TX 77040
 Phone: (XXX)XXX-XXXX
 Fax: (XXX)XXX-XXXX

Patient:	Testler, Testtest	MRN:	6131	Accession:	4976
Patient #:	6131	Birth:	1/1/1991	Collection Date:	3/9/2021 12:36 AM
Provider:	Walk-In	Age:	30 years	Received Date:	
		Gender:	Male		

Test Name	Result	Units	Flag	Reference Range/Cutoff
DEFAULT GROUP				
SARS-CoV-2, RT-PCR	NEGATIVE			Run by NPI on 3/10/2021 2:00:53 PM
Notes:	Disclaimer- Explanation of Results			

12. Results are not available; please check back later for results.


My Account Settings Log Out



RESULTS

Results For Testtest Tester

Please check back later for results.

Version - 19.1.18605
© Copyright 2021 CompuGroup Medical, Inc. All rights reserved. LabNexus is a registered trademark of CompuGroup Medical, Inc.

If you have any questions, please text
us at **(281) 824-1800**